



**THE CENTRAL NEW JERSEY CHAPTER
OF THE
INTERNATIONAL PLASTIC MODELERS SOCIETY
NEWSLETTER**
WWW.CNJC-IPMS.ORG



Volume 12 Issue 5

Welcome to the May, 2012 edition of the Newsletter. The Editor is sure that the quality product you are reading will provide minutes of pleasure. This edition is chock-full of exciting and interest.....ZZZZZZZZZZZZZZZZZZ. WHAT?!?! Oh Yeah...well, here goes.

CLUB INFO

There were 11 members at the May convocation. We welcomed a new face-Greg Gaissert- who is some guy Sir Jerry picked up in HobbyMasters. Greg is from Lakewood and enjoys modeling WW II aircraft. It remains to be seen if he shows up again, after enduring the meeting! We have not seen von Yoderstien or John the Burly for awhile...come on guys, show up in June!

The Field Marshall reported that Joe 'Whole Lotta' Love is under the weather with an ailment that goes back to his service in the 1950's in Korea! And Congress doesn't want to increase the budget for VA care!?!?! A lot of those who served suffer every day afterwards in some form or another; they deserve the best care.

We had very good feedback from the McGuire Air Show Display. Diver Dave, Tagless Craig & the MHEAP enjoyed the time spent there and all brought up the need to upgrade our resources. Flawed John agreed, and we will be getting club cards, and look at working on some information sheets for the next display. We especially need to highlight our web-site.

The Field Marshall kicked off a discussion about glues specific to the adherence (vocab or what!) of photo-etched parts. Bob has some difficulty with CA and the need to hit it with ZipKick ASAP to keep working. The trouble I have with it is gluing my fingers together, or to the model of the kit, which makes it hard to pick up my vodka.

Other glues mentioned as being able to do the job are Crystal Clear, Gem Tack, and Gator Glue. Is it possible for those of us in possession of some of these adhesives, to bring some to the June meeting and we can try them out? We can glue ourselves into a big ball and promote club togetherness!


We picked out of the hat for the next club build, in October. The theme was Movies, and the winner was "The Great Escape". A true classic. I saw it on my ninth birthday with my best friend Wayne, and we loved it so much we just stayed in the theater and saw it again. It was on TCM over Memorial Day weekend too! So for the October meeting our contest will be anything from that film.

For the February Club build, we took up Felix La Chat's suggestion for 'The British Are Coming'. This offers a wide range of modeling subjects. HMMM, is there a Twiggy kit out there? Or the Fab Four?

My son Eric & I went to Reading on Saturday, June 2nd. There was less of an assortment of aircraft, but there were four P-51's in formation, and three B-25's! The tee shirt this year was very cool. On the ground was a British Humber Armored Car that was really awesome. We had a great time.

TO THE TABLE!!!!

We had a nice assortment of models kits that were modeled well on display.



Sir Jerry brought in the Tamiya 1:700 scale HMS HOOD. It was just a few days after the anniversary of the sinking of the HOOD by the BISMARCK, so this was an apt kit to show. Jerry added Gold Metal Models photo-etched railings and ladders, and the rigging is invisible thread. The ocean was made of Celluclay, and ModelMaster paints used throughout. You may recall that the HOOD was blown up by the BISMARCK, and only three crewmen survived! The last one of these passed away this February, at 92 years of age. Great model kit.



Flawed Stark (new nickname is combination of Fearless Leader & Thawed-saves space) brought in his usual superb builds. On the left is a Revell 1951 Thames Drag Panel Truck. Built OOB, John used Testor's Blue Pearl paint, Plastruct neon blue clear windows, and Metalizer chrome. On the right is Revell's 1937 Ford Pick-Up Street Rod, complete with surfboards! Also built OOB, and as usual the whitewalls on the tires are painted with latex house paint. Flawed did not specify Behr, Glidden, Benjamin Moore, or whatever? Great job.



La Chat Plaza brought in his great Lamborghini Miersuliago Tuxedo Lambo. This Fujimi kit in 1:24 scale took First Place at Mosquito Con in the cars. So we know it is done to a 'T'. On the right is a 'what if' model. This 1969 Chevy Nova Z-28 never was built this way, but in Felix' mind, all is possible! It just shows how wide our imaginations can get in this hobby.




Tagless Mecum brought in a Revell Davey Allison '87 T-Bird Race car. Painted with Testors, and PowerSlide decals, the kit represents Davey's rookie car. Obviously I need better lighting, and John's camera that he unfortunately got from his dad is excellent! Once again Craig does a great job on the sponsor tags, as well as the four-tone paint job!




Yours truly brought in a small figure dio-rama 'All Cossacks to the Don'. This is a Dragon 1:35 scale figure kit of German Cossacks. I sanded all of the German markings from them and made them Russian. The horses and the rider's faces were painted with oils, following an old Shep Payne article in FineScale about painting horses. Reins and weapon slings are lead foil, and extra gear and weapons are

from the spares box. The saber tufts are frayed yarn, and lead foil was used to create grenade slings to one of the saddlebags. Decals are from Eagle Strike and from my computer. Groundwork is Sculpta-Mold.



Newby Greg Gaissert brought in five kits he'd modeled from kits. The Corsair on the left is an Academy 1:48 F4U-4, with Resin wheels. The Dragon TA-152C featured resin wheels and a full resin engine.



The Tamiya DO 335 was built OOB, and the Tamiya Raiden TCM-3 featured resin wheels and vacuum-formed canopy. Nice weathering using the 'salt' process.



The Academy P-38J has resin wheels and a full resin cockpit, and was flown by Col. McDonald. The pic on the right is a shot of a few of us in rapt attention to the Field Marshall. L-> R: The Mask, Sir J, Himself, La Chat, Tagless, Diver Dave, MHEAP & the Newby.

That's it. As you can see this is priceless info and an artistic endeavor. I hope I can get this in an e-mail less than three parts! I'll send Felix all of the photos for the web site via CD & USPS.

Next meeting is Friday, June at 7:30 PM at the usual church day care center. See you then. OH SH*T...forgot to put in Wing Nutz Scott's picture from April, so here is



Scott's C-5. This is really BIG! I don't have the tag but you can see it was done with Wing Nutz' usual meticulous attention to detail. Very smooth paint job and seaming. What, does he build in a vacuum, like the old 'Cone of Silence' in Get Smart? I can't hear your answer Scott, what did you say? LOL.

Adios
MHEAP Bill Schroeter