



**THE CENTRAL NEW JERSEY CHAPTER
OF THE
INTERNATIONAL PLASTIC MODELERS SOCIETY
NEWSLETTER
WWW.CNJC-IPMS.ORG**



Iss.12, Vol 10

CLUB INFO

This issue will cover the September and October meetings of the club. Those members who have pre-paid their postage and handling will receive a one month extension on their mailing costs.

The September meeting had thirteen members come out...but not me! I think that was the day my daughter and I went to the big Apple, and it took me four hours to get home!

Flawed III had copies of DVD's of Osprey books he'd pirate...uh, that he donated to the members. I haven't had a chance to look at the one I got in August, but will soon. Osprey books are pretty good.

Don't forget 'The Great Escape' contest is in October! Fun for all!

Flawed is checking on the OC Library for a display period possibility. More news a little further down.

Gandalf C. reported that Revell is revamping their web-site. This goes in hand with reissues of quite a few classic kits as well. Should be up and running in November. (Hey that's now! Have to check it out!)

Diver Dave was at a conference in Akron or someplace else in the breadbasket, and met the architect from the Air & Space Museum. He confirmed that a) Bock's Car is there, and b) the aircraft is undergoing a two year re-hab before being displayed. Cool. The Diver does meet some interesting people!


To The Table



The Amenable Sir Jerry showed a Tamiya 1/48 scale Gloster Meteor F-1. He wrote that the fit was excellent-no putty required.He placed a lot of weight in the nose to get the tripodial stance to stay. Masked with Silly Putty (great stuff),and painted with ModelMaster enamels. First operational Allied jet of WW II.



Tagless Craig brought in a Monogram 1/24 Scale Bobby Allison Buick. This was a re-hab job. Craig rebuilt the body and chassis, and used Power Slide decals, which he really likes. Painted with ModelMaster enamels. Craig reports, 'I screwed up the hood, so had to glue it down.' No doubt his usual fine engine work is lost to posterior...uh...posterity!



Bill (Big Ha)Kuna showed an AMT 1/24 scale 1962 Pontiac Catalina 421 SD. Only 162 of these were made too satisfy NHRA rules. Only option was a four speed with no heater. Most went into competition.

Now...On To October (that was a quick month)

Flawed III reported fulfilling his Presidential duties by updating our Chapter's Charter for 2013. As I've said before, Now I am an official crappy modeler!

We have display space at the Ocean County Library for January 2013. Any model can be displayed. There are a lot of shelves, so let's put out a good show.

Gandalf magically figured out that the December meeting will be Friday, December 28th. As usual the November meeting is the day after Thanksgiving.

Diver Dave, The MHEAP, and the Bear travelled to Connecticut for the AMPS Regional Show, and also went to the Southern New England Military museum. I'll bring a slide show next month of pictures.

Wing Nutz V. started a helpful discussion of the merits of craft stores Michaels and AC Moore. Lots of tips and comparisons resulted. Best is to use the coupons in the paper and see what you really can use. I like them for craft paints, brushes, some scenic stuff. For most supplies I go to Hobbymaster. Support your local Hobby Shop!

Wing Nutz also said he is selling a Monogram 1/48 ProModeler JU-52., Transport. Contact him via e-mail or call.


Thanks to Sir J for the pretzels he stole from the shop his grandson is working in.

To The Table

As we have been mentioning for months, this was “The Great Escape” contest month. Can you believe...only two entries. So they get the most pictures.



Sir Jerry brought in a 1/72 scale Bucker Bu-181. An AZ Model, Jerry said it was the absolute worst fitting model he'd ever built. No tabs and slots, or pins and receivers. Everything was just butt-jointed (what a kick in the ass) and as a result would fall apart if breathed at heavily. Jerry masked with Tamiya Frisket paper, reporting good results with that. Painted with Model Master enamels. This was the plane that James Garner and Donald Pleasance crashed in as they tried to escape to the Swiss border.




Your Editor and Photographer brought in a scratch-built diorama of The Tunnel King, played by Charles Bronson in the film. Tunnel is made from Sculpta-Mold and painted with acrylics. Framework in the tunnel, the cart, and the floor are all styrene courtesy Buhler Ford plastic plates. The figures are all conversions from the figures pieces box. Lights in the tunnel are 1.5 volts each, from Model Power. The light shrouds are formed wine foil.

Congratulations to the two entrants!

Also shown last month were:



Wing Nutz Scott showed a really cool Kinetic 1/48scale E-2C Hawkeye. Handpainted, with resin seats and intake & exhaust covers. PE RBF tags. Scott added wire brake lines and details to wheel wells. Very well done.



John Flawed III went bike crazy! Left to right: Aoshima 1/16 Vintage Bike Series 1914 Militaire. Painted with Tamiya Dark Green, and added piano wire brake rods. In the middle is Aoshima's 1978 Honda Gorilla 250-j11 in 1/12 scale. Painted with Mr. Color Orange/Yellow #58. At right is a 1/25 Scale Big Daddy Roth Mailbox Chopper. The VERY cool paint job is John's own design of swirled psychedelic paint. Wow, man! If you want to give it a try, talk to John.



Next up is John's Monogram 1/24 Quick Silver 1960 Chevy Delivery Sedan. John flocked the interior fabric as he showed us in August. Painted with tamiya Silver leaf, Red interior, and black Gold.



John also brought in (Gadzooks man,!) An AMT 1/24 Don Shumacher Digger 'Cuda, in Tamiya Yellow and Clear Pearl; an Entex 1/16 1935 Morgan Super Sport in Testor's Green, and finally (whew)An MPC 1/16 Charger Street Machine clad in Testor's one coat Lacquer Mythical Maroon.

Well that's it. See you the Friday after Thanksgiving...like the day after!